



# Platform Lifts

Aritco 4000 and Aritco 6000  
Living Collection



## 4000 AND 6000 – 2 lifts to enhance any home

Both lifts have been designed to meet requirements of comfort and space. Available in different sizes and specification with an option to personalise with details such as glass walls, varied colours and different floor options.

### Advantages offered:

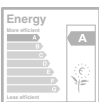
- Design, sizes and options created for a home environment
- Minimum interventions in the home
- 95% recyclable materials
- 'A' rated energy consumption
- Patented screw/nut technology (no oil to leak)
- The lowest maintenance and operating costs on the market
- Option for half-height door on top floor (6000 only)



**HUSBANDS**

LIFT SOLUTIONS Est.1963

L.A. Husbands Ltd. Shelah Road, Halesowen, West Midlands B63 3PP  
Tel: 0121 550 1560 Fax: 0121 585 5285 e-mail: enquiries@husbands.co.uk www.husbands.co.uk



# Platform Lifts

## LIFT COLOUR

Can be painted in any RAL colour from the RAL Classic chart.

## DOORS

2 different door types to choose from.


## GLASS

4 different glass types to choose from.

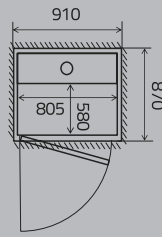


## FLOOR

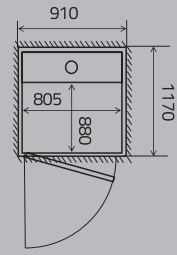
9 different floorings to choose from.



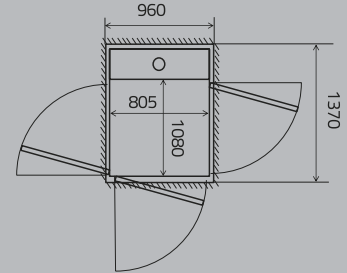
## Aritco 4000



**Size: 580 x 805mm**  
Rated load: 250 kg/2 persons

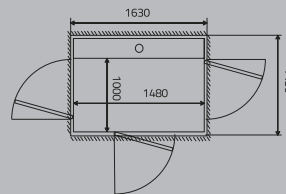


**Size: 880 x 805mm**  
Rated load: 250 kg/2 persons

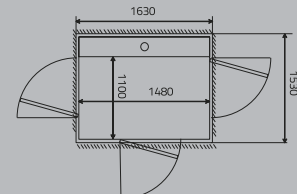


**Size: 1080 x 805mm**  
Rated load: 250 kg/2 persons

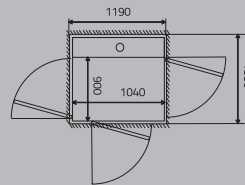
## Aritco 6000



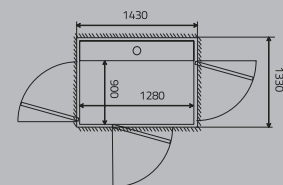
**Size: 1000 x 1480mm**  
Rated load: 410 kg/5 persons



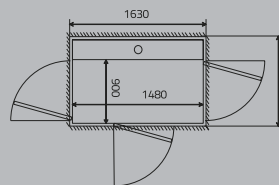
**Size: 1100 x 1480mm**  
Rated load: 410 kg/5 persons



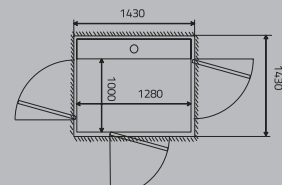
**Size: 900 x 1040mm**  
Rated load: 250 kg/2 persons



**Size: 900 x 1280mm**  
Rated load: 410 kg/5 persons



**Size: 900 x 1480mm**  
Rated load: 410 kg/5 persons



**Size: 1000 x 1280mm**  
Rated load: 410 kg/5 persons

## Product summary

MODEL	TYPE OF LIFT	INSTALLATION		POWER SUPPLY V		DRIVE SYSTEM Patented screw & nut system	MAXIMUM RATED SPEED m/s	MINIMUM TOP HEIGHT mm	TRAVEL HEIGHT mm	NUMBER OF FLOORS	CONTROL FROM CARRIER CONTROL PANEL	EMERGENCY LOWERING	TECHNICAL COMPLIANCE
Aritco 4000	Home Lift intended for installation in private homes	Recessed 50mm below floor	Direct on floor with 50mm ramp	230V 1-phase		1.5kW motor	0.15	2,300	250-13,000	2-6	Hold to run - press & hold	Battery powered	European Machine Directive 2006/42/EC European standard 81-41
Aritco 6000				230V 1-phase	400V 3-phase	2.2kW motor		2,240					